



A STUDY ON GENDER DIVERSIFICATION IN WORKPLACE EMPLOYEE IN TRUEMARK ENGINEERING INDUSTRIES

Ms. S.Karthigha
B.Com, MBA.

School of Management Studies,
Sathyabama Institute of Science and Technology Chennai, Tamilnadu, South India

Dr. M.Sudha Paulin
MBA, Ph.D

School of Management Studies,
Sathyabama Institute of Science and Technology Chennai, Tamilnadu, South India

Abstract: Gender diversification in the present associations is one of the issues that on the off chance that it can't be overseen well, there will be different issues in the association that might hurt extraordinary the organization. Elements of gender diversification are remembered that is segregation for enlistment and choice, advancement and offices recruiting, advancement, compensation, control/ independence/ impact, challenge, execution measures. Thusly, the object of this exploration is to look at the impact on labourers of orientation separation. Gender diversification fundamentally affects work fulfilment, representative interest, and authoritative personality and has significantly affected work pressure. The representative performs basic errands for the endurance of the association regardless of any distinctions in gender differences (male/female).

Keywords: Gender Diversification, work pressure, salary and wages.

I. INTRODUCTION:

The gender diversification might exist in different aspects which incorporate employing, contrasts in compensation and wages, segregation/contrasts in advancement and disparity connected with various products and offices gave to various gender. employee is a back bone of the association that performs basic undertakings for the endurance of the association and worker efficiency impacted by gender diversification. Without a doubt, Women are, a larger piece of each general public's social and profound capital. This gigantic capital assumes a significant part in their nation's turn of events, both in the homegrown job and in the social job. Factors like modern and monetary development in the country, the extension of state funded

schooling, the passage of a critical level of women into advanced education, late marriage, inflated cost of living and eventually government support for women' investment have brought about a huge presence of women in the working environment as of late.

II. REVIEW OF LITERATURE:

Adhikari (2014) she conducted research on five IT companies of luck now .She find no significant difference in the performance of different gender employees (male, female) and there is significant level of discrimination at work place female workers are discriminate they are under paid and get less rewards as compare to men which decrease motivation and moral which effect their productivity.

Deborah (2011) male employees had more likely to receive promotion as compare to female employees, but female employees has higher wage increases linked to promotions.

Daniel, Adewale, Anthonia, & Olumuyiwa (2014) they concluded that gender discrimination negatively affect employee performance. Female staffs are discriminated by not getting higher level positions or managerial position which affects their performance.

Nick (2012) they concluded from the results that female at higher position face fewer barriers to get promotion than female employees at lower or middle position/career level.

In a study entitled "Assessing the Culture of the Women's Labour Organization" (**Carlsen 2015**) examined the problems of 446 Swedish women employees in universities, hospitals and industrial environments. The results of this study showed that women employees in more masculine environments suffer more from gender attitudes than women employees in more feminine environments.



III. OBJECTIVES OF THE RESEARCH:

- To find out the gender diversification in variable recruitment, selection, promotion unequal pay and facilities.
- To find out the impact of gender equality in the workplace.

RESEARCH METHODOLOGY:

DATA COLLECTION

Data collection is one of the most important aspects of research. The information in tough research methodology must be accurate and relevant. The data collection method can be classified into two methods Primary Data and Secondary Data.

A. AREA OF INDUSTRY:

FACT:

The study is to done the a study on gender diversification in workplace at “truemark engineering industries.”

SAMPLE SIZE AND POPULATION:

Primary Data were collected for the study from a Sample of 52 Gender Diversification in workplace in the city of Coimbatore through questionnaires regarding Gender Diversification.

LOCATION:

Coimbatore has been selected for the Area of study.

TARGET PEOPLE:

The Study is done to know the “TRUEMARK ENGINEERING INDUSTRIES EMPLOYEE”.

TYPE OF INDUSTRY:

HR

V CONCEPTIONAL FRAMEWORK:

The conceptional framework of Policyholder Insight on Investing in Life Insurance was based upon research gaps and exhaustive review of literature into 3 variables of the study such as,

- Trust and, Effective and good plans
- Employee perception and expectation
- Gender Diversification

VI. RESEARCH QUESTIONS AND NULL HYPOTHESIS:

- Research Questions: Relationship between the Gender of the Respondent and which of the gender complete efficiently and finish the work on time.
- Null hypothesis: There is no significant association in Relationship between the Gender of the Respondent and which of the gender complete efficiently and finish the work on time.

VII DATA ANALYSIS:

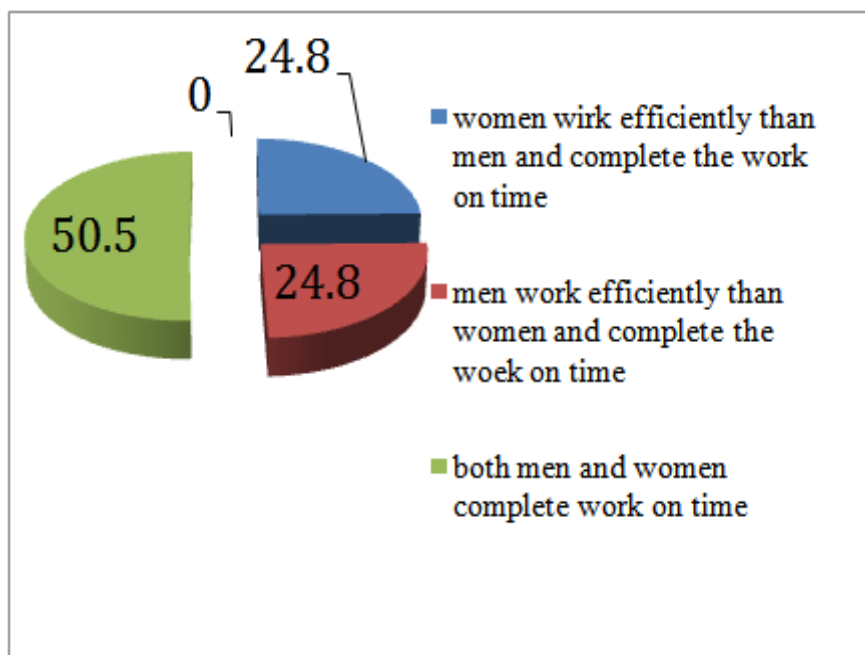
1) Gender wise classification of respondents

Gender	No.of Respondent	Percentage
Male	42	39.4
Female	63	60.6
Total	105	100



2) **In your opinion, which of the gender complete efficiently and finish the work on time**

In your opinion, which of the gender complete efficiently and finish the work on time	No.of respondent	Percentage
Women work efficiently than men and complete the work on time	26	24.8
Men work efficiently than women and complete the work on time	26	24.8
Both men and women work efficiently and complete on time	53	50.5
Total	105	100





Interpretation

From the above table show that the In your opinion, which of the gender complete efficiently and finish the work on time, 24.80% of Women work efficiently than men and complete the work on time, 24.80% of Men work efficiently than women and complete the work on time, 50.50% of

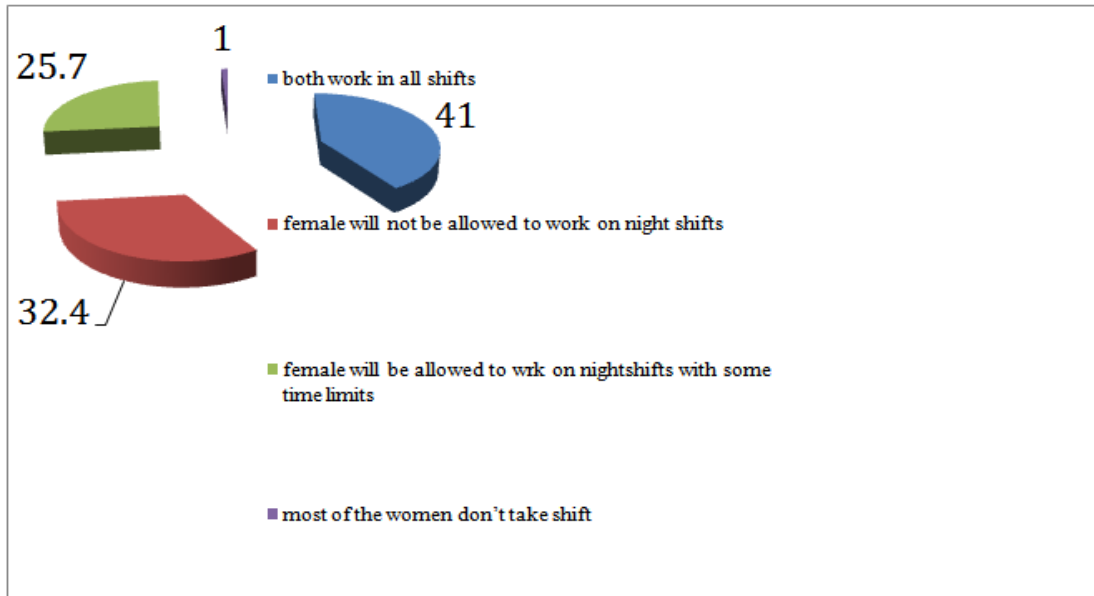
Both men and women work efficiently and complete on time

Inference

50.50% of the respondents have Both men and women work efficiently and complete on time of the response is majority.

3) **In your opinion, both male and female employees work equally in all shift timings**

In your opinion ,both male and female employees work equally in all shift timings	No.of respondent	Percentage
Both work in all shifts(Morning,evening,night)	43	41
Female will not be allowed to work on night shifts.	34	32.4
Female will be allowed to work on nightshifts with some time limits	27	25.7
Most of the women's don't take shift	1	1
Total	105	100

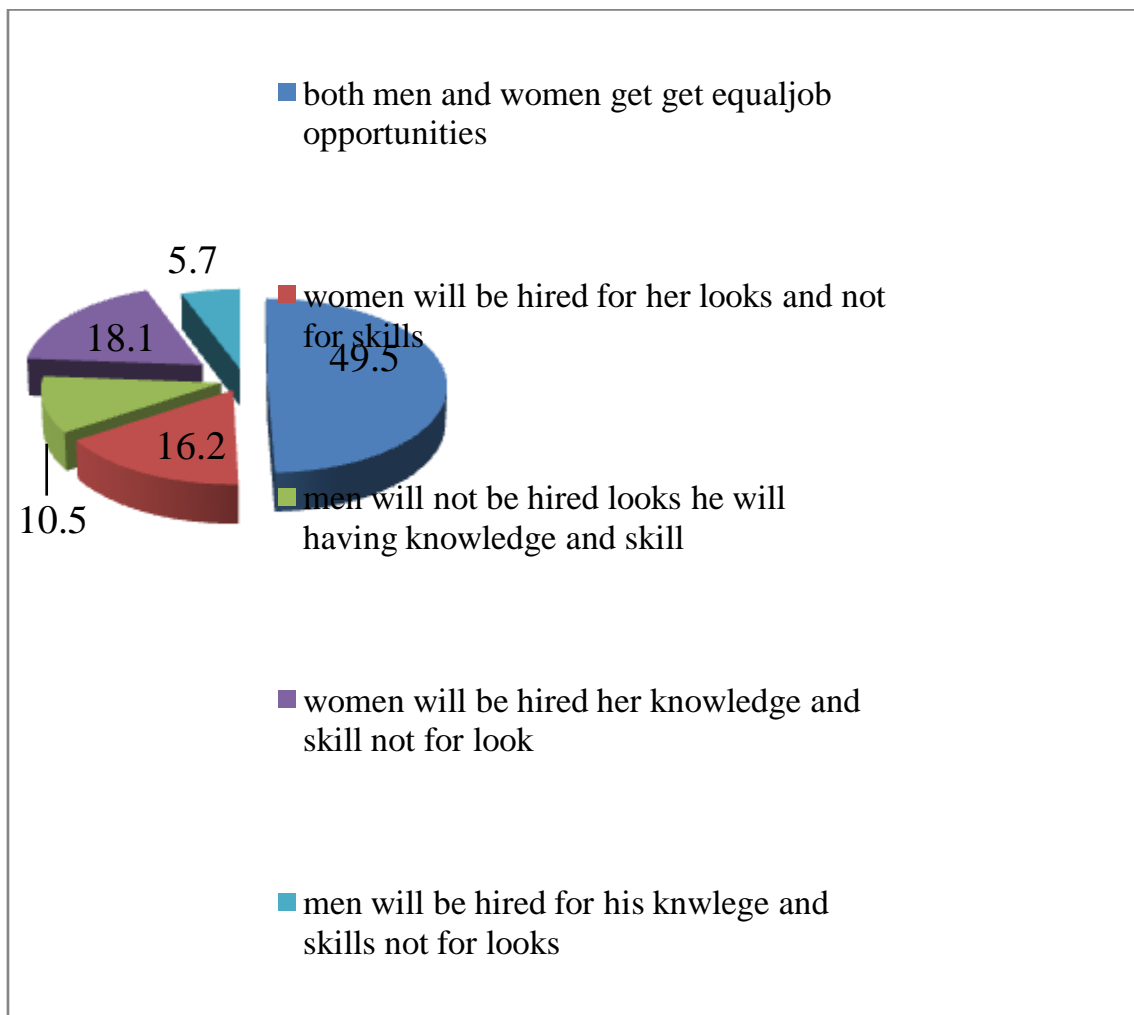


4) **In your opinion, who get more job opportunities**

In your opinion, who get more job opportunities	No.of respondent	Percentage
Both men and women get equal job opportunities	52	49.5
Women will be hired for her looks and not for skills	17	16.2
Men will not be hired for his looks but he will be having knowledge and skills	11	10.5
Women will be hired for her knowledge and skills not for looks	19	18.1



Men will be hired for his knowledge and skills not for looks	6	5.7
Total	105	100



Interpretation

From the above table show that the In your opinion, who get more job opportunities? In your opinion, who get more job opportunities, 49.50% of Both men and women get equal job opportunities, 16.20% of Women will be hired for her looks and not for skills, 10.50% of Men will not be hired for his looks but he will be having knowledge and skills,

18.10% of Women will be hired for her knowledge and skills not for looks, 5.70% of Men will be hired for his knowledge and skills not for looks.

Inference

49.50% of the respondents have Both men and women get equal job opportunities of the response is majority



CHI SQUARE

Chi-Square Tests			
	Value	df	Asymptotic Significance (2-sided)
Pearson Chi-Square	79.359 ^a	2	.000
Likelihood Ratio	106.686	2	.000
Linear-by-Linear Association	77.562	1	.000
N of Valid Cases	105		

a. 0 cells (0.0%) have expected count less than 5. The minimum expected count is 10.40.

INTERPRETATION:

Since p value is 0.000 is less than 0.05 null hypothesis is rejected, alternate is accepted. Hence, there is significant

association between Gender of the respondent and which of the gender complete efficiently and finish the work on time.

ANNOVA
Oneway

ANOVA					
both_male_and_female_employee_equally_in_all_shift_timing					
	Sum of Squares	df	Mean Square	F	Sig.
Between Groups	61.676	4	15.419	147.445	.000
Within Groups	10.457	100	.105		
Total	72.133	104			

both_male_and_female_employee_equally_in_all_shift_timing

Subset for alpha = 0.05					
who_get_more_job_opportunities	N	1	2	3	4
Both men and women get equal job opportunities	52	1.17			



Women will be hired for her looks and 17 not for skills			2.00		
Men will not be hired for his looks but he 11 will be having knowledge and skills				2.27	
Women will be hired for her knowledge 19 and skills not for looks					3.00
Men will be hired for his knowledge and 6 skills not for looks					3.17
Sig.		1.000	1.000	1.000	.194

Means for groups in homogeneous subsets are displayed.

a. Uses Harmonic Mean Sample Size = 12.878.

b. The group sizes are unequal. The harmonic mean of the group sizes is used. Type I error levels are not guaranteed.

INTERPRETATION

Since p value is less than 0.05 Null hypotheses is accepted. Hence, there is a significant difference between both male and female employees work equally in all shift timings and who get more job opportunities.

IX. FINDING:

- 38.10% of the respondent have 18-25 years of the response is majority
- 45.70% of the respondents have Women feel safe in their training and work atmosphere of the response is majority.